

#Community #together #BeStill #CreatingRainbows

PUPIL

POST

June 1st 2020

Please keep sending your contributions to Mrs Sherry:
rsherry@stvincent.herts.sch.uk

*Remember not to include your names in any photographs of yourself
or your family but it is fine to sign your artwork*



Celebrating the fruits of the Holy Spirit at Pentecost!





**Garden
creations
in the
glorious
sunshine**



Out and about exploring





Learning is fun as we use our phonics with a Spin the bottle game. It looks like you have to hunt for an item with that phoneme

Who is hiding behind the story they wrote about the jungle and then made a junk model jungle with some puppets to go with it?






We set up a Toy Stall and had great fun using real money buying our toys



Getting ready for a new language at JHN Myeisha!




Mrs Sherry would love to learn about the rainbow colours in your home language. Please send to rsherry@stvincent.herts.sch.uk

Michael has been developing his drawing – super Pokemon characters!



Amelia made a gym for her playmobil people having read books about gymnastics which inspired her to make her own gym set.





**Amelia
also
made
pizzas**

A Virtual Tea Party





Garden School

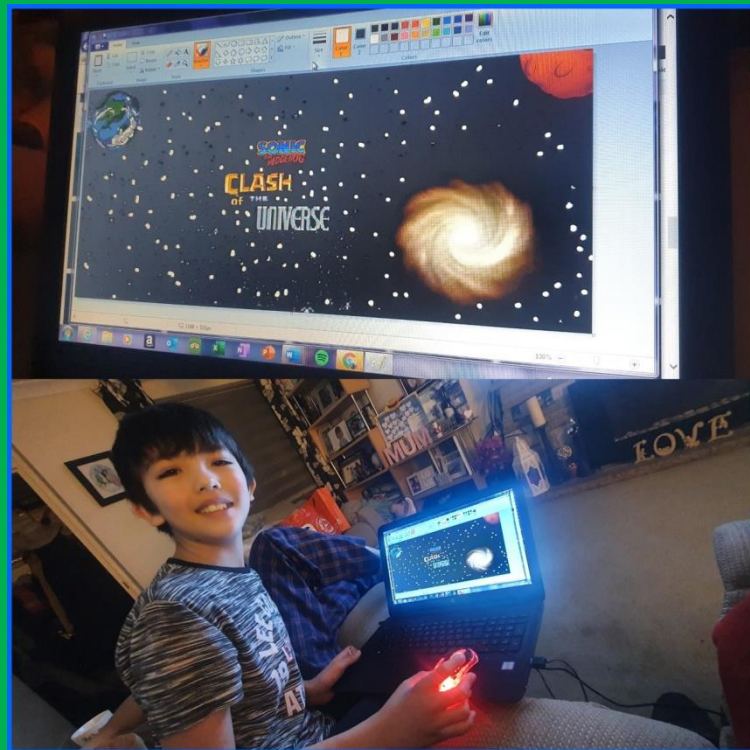
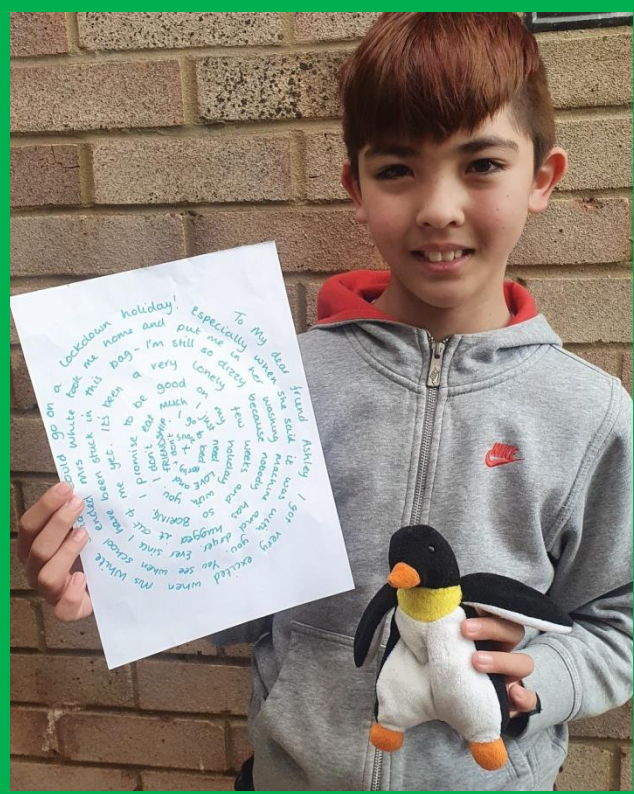
EYFS Y1 & Y2 explored how colours can change how we feel.



We can see the St Nicholas Church Tower from our bedrooms. It is very special as it is 900 years old. We did a lovely drawing of it today sitting in the shade of the church grounds.



We went to collect some masks that Mrs. White made. In return we gave some items for the food bank. Mrs. White kindly lent Mr. Penguin to Ashley to help him. The other picture is Ashley doing his comic strips on his laptop. The Hoodie he's wearing is from the East and North Hertfordshire charity to help the NHS.







Mental Health Awareness Week in school:

We thought about 'kindness'
and what it means. We put our
worries into bubbles and
watched them float away.



Exploring Roald Dahl's Revolting Rhymes in school



INVENTOR SCAVENGER HUNT

Primary, Age 5-10

- Find something that you can turn.
- Find something that is bumpy.
- Find something that is metal.
- Find something you put together.
- Find 3 things that are round.
- Find something you twist.
- Find something shiny.
- Find something you can roll.
- Find a tube.
- Find 3 things that are squishy.
- Find something clear.
- Find something that can bounce.





Paper plate Puffin

This has been an
"art jumpstart"
by Darrell Wakelam




This idea is another 'Pure Make'
which is what I call a project where you
can use every scrap of the original starting
materials without any mess or left-overs. Have a go.



1 - Cut a paper plate like this.



4 - Take the two leg pieces, fold up the foot and squeeze the leg to make it more 3D, then tape to the body.




6 - Cut the final piece of the plate like this . . .




Cut slits and push in the eye socket . . . roll up some tape into a ball and push this in for an eye.




2 - Make a couple of slits in the body and pull this together.





3 - Take the tail piece and attach it on.



5 - Cut two pieces for the beak from the remaining part of the plate. Save the rest.



7 - The very last piece, could be a wing (top) . . . or even a fish in the mouth like I've done here?




This has been an
"art jumpstart"
by Darrell Wakelam

Paper plate Puffin



#Community #together #BeStill #CreatingRainbows



THANK
YOU
NHS
AND
KEY
WORKERS
!!!!

Stay
Safe!