


#Community #together #BeStill #CreatingRainbows



PUPIL POST

April 28th 2020

Please keep sending your contributions to Mrs Sherry: rsherry@stvincent.herts.sch.uk

Remember not to include your names in any photographs of yourself or your family but it is fine to sign your artwork

MAY is the month of MARY

Seeing this shrine set up by a pupil inspired Mr White to set up his own one at home




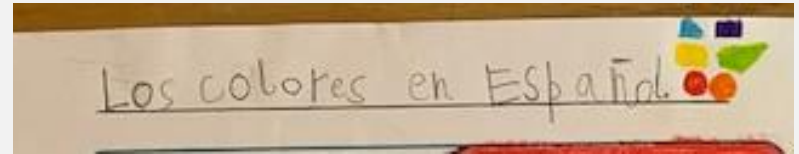
This is the image of Our Lady of the Pillar (Virgen del Pilar in Spanish) the Patroness of Aragon in Spain, and its capital, Zaragoza



The Rainbow themes continues...collage AND colours in Spanish !



Home language COLOURS of the RAIN BOW



rojo	"ro-ho"
anaranjado	"anah-ran-ha-do"
amarillo	"amaree-yo"
verde	"bair-deh"
azul	"ah-thool"
morado	"morad-o"

Please send to Mrs Sherry rsherry@stvincent.herts.sch.uk

One Reception child is watching the EYFS teachers reading stories again while having her breakfast. It has been her absolute favourite thing to watch in the whole time we have been off. She misses her teacher a lot so was delighted to see her again. Mum says she hasn't been this engaged in any other story time since she's been off school.



Find them on our school YouTube channel with Mr White's messages and staff songs too:

<https://www.youtube.com/channel/UCKmVJH9pMifRvmBg5Rxxnog>



A Gruffalo cake made by a brother and sister. They found it in a recipe book and had their hearts set on making it. It tasted really delicious.



Sunflower Fun at school



Acrobatic robots




KS2 created their own beetles. We thought of a name for them and where they might live, their diet and how big they'd grow. They went on a beetle hunt but unfortunately didn't see any.

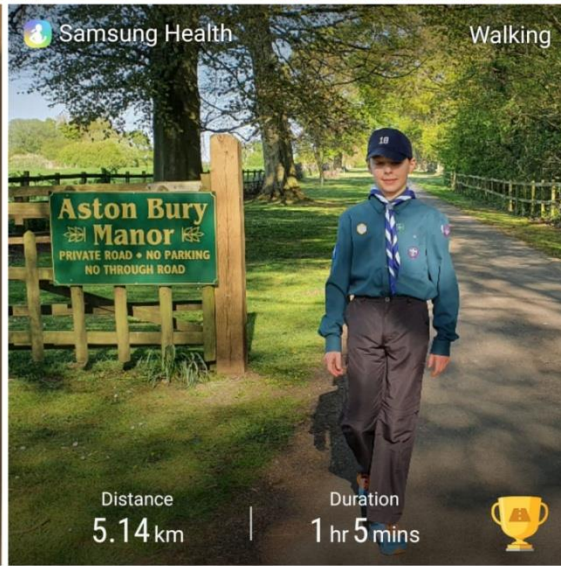
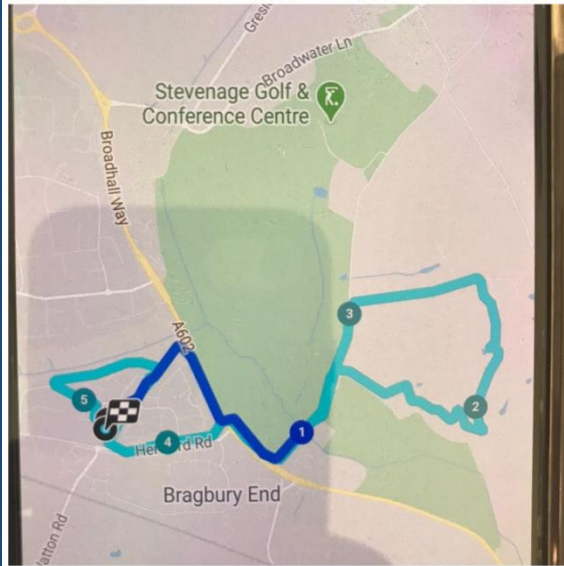



MAKING BIRD FEEDERS.

We used bird seeds mixed with gelatine and let them set in moulds before hanging them out in the garden.



Completing the Scouts' 'hike to the Moon' challenge in support of the BBC Children in Need



Creating our own Mr Man character-Mr Strike; making microwave almond and vanilla cakes with fruits (our first cakes made in the microwave ever).



Mrs Humphries was delighted to see these pictures from the activities she suggested in her first story reading video on our YouTube channel.



We can't wait to see how tall the poppy seeds grow!

Freya has been working really, really hard and obviously loves the Purple Mash tasks. She also sends lovely messages to her teacher which really pleases her.



◆◆ Hedgehog was made by FreyaC ◆◆◆

Keeping very
busy at home ... and in school!.



Some of Amel's paintings, a pencil holder decorated from an empty baked bean tin and a tassel book mark. ...and a message in French! Bravo!




Je m'appelle Amel. J'habite Stevenage.
Ta me marques. I am Mon école et
mes amis me marquent. Coma Sava?
Prenez Soins de vous-même. A bientôt.

Someone enjoyed a bit of geography making his mountains with contours!



Where are these objects in school?

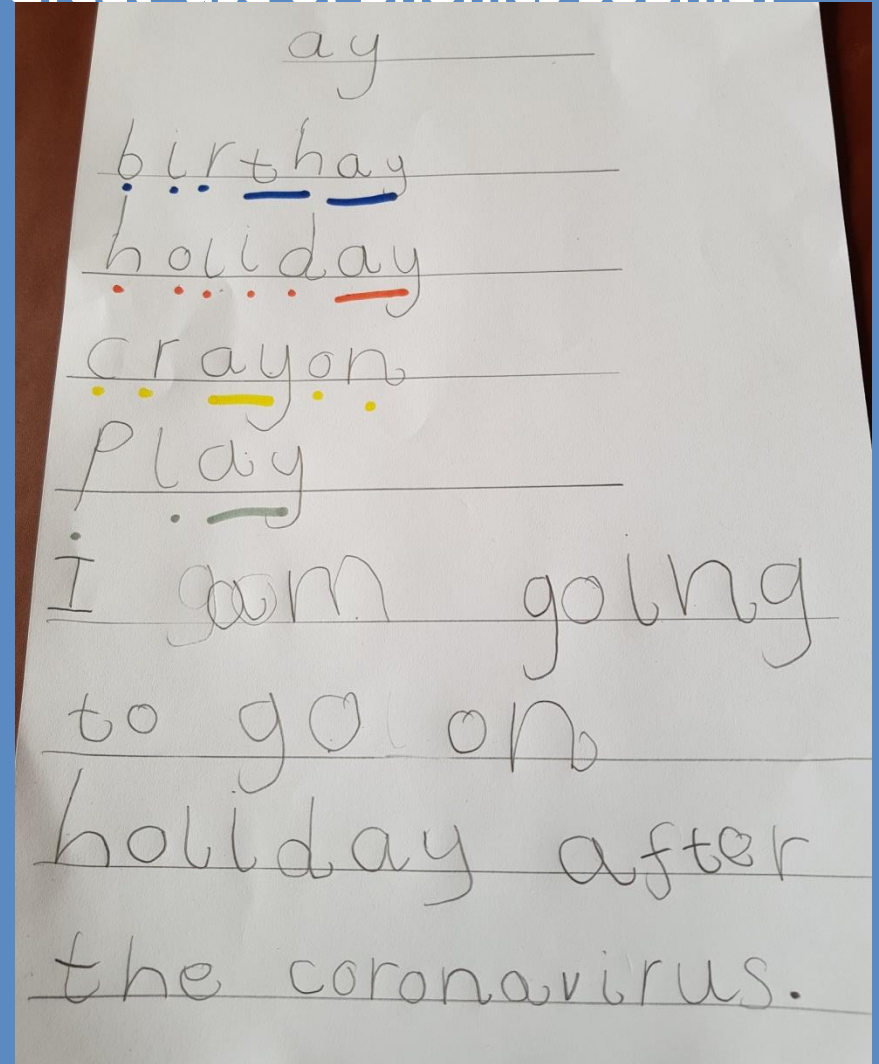

Staff have been trying to identify the mystery item from school in their daily email



Two sisters in Y3 and Reception have been working hard

She even wanted to add the year and season

Great use of phonics Sophia!





A smiling y4 pupil would like to share her photo with the school how she made a candle.

YANKEE CANDLE
CHANGED
INTO AN
OCEAN CANDLE .

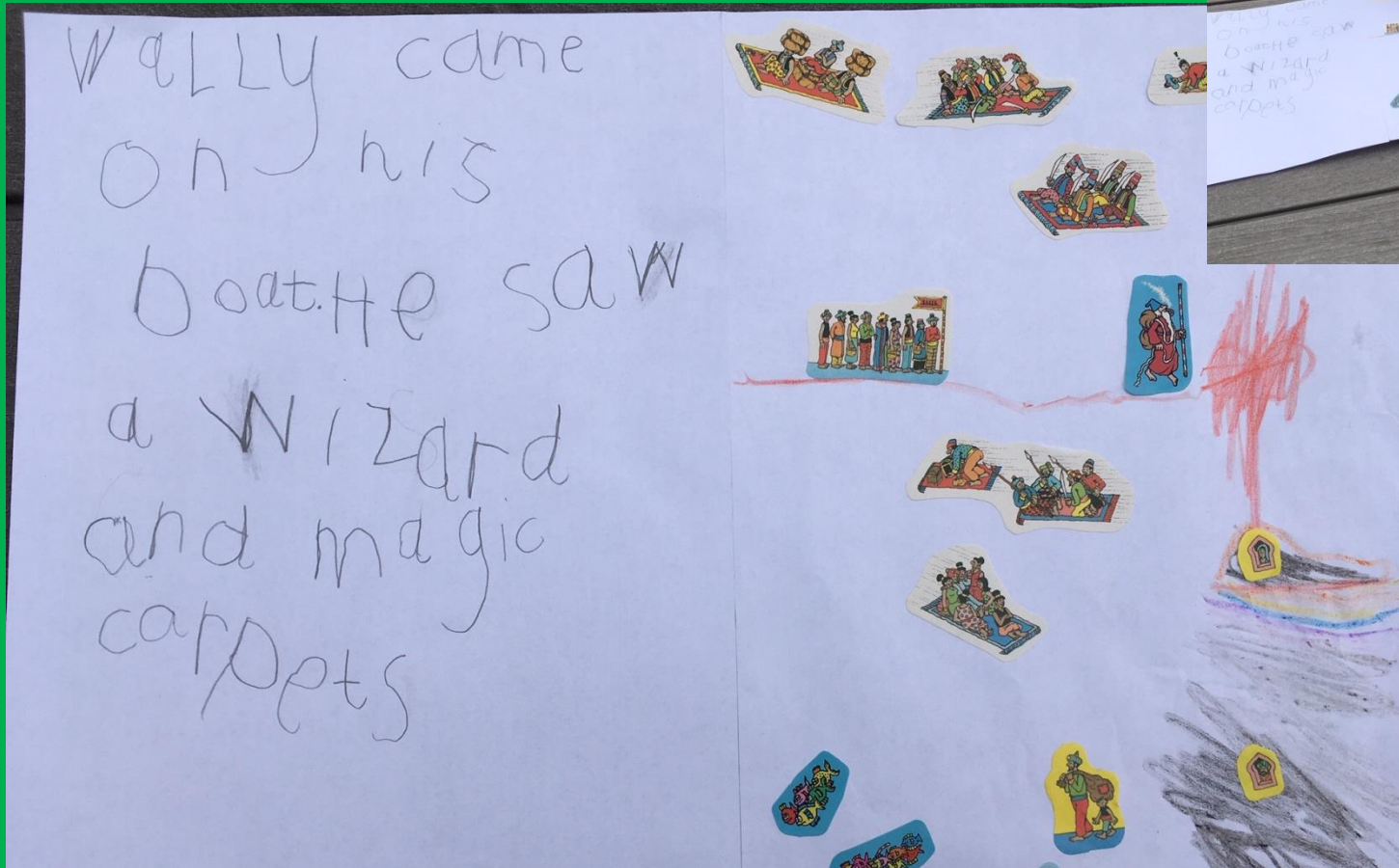
Can you see what it used to look like on the left?

Two sisters (with PINK!)
hair want to say “Hi!”
One is really excited to be
joining our school soon!



And this young man wanted
to say a huge THANK YOU to
all the adults in school!

Somebody has discovered Where's Wally!



Another French weather and calendar chart



it is raining il pleut
 it is cloudy il fait nuageux
 it is quite sunny il fait assez
 ensoleillé
 it is sunny il fait beau
 it is hot il fait chaud
 it is cold il fait froid
 it is snowing il neige
 it is foggy il est brumeux
 it is icy il est glacié
 it is freezing il gèle
 it is dry il est sec
 it is sleeting il sleet
 it is sleeting il sleet

More junk modelling ideas



1 - Cut the carton in half . . .



there is a feint line to follow.



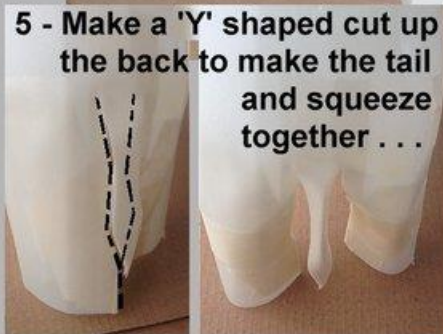
3 - Cut the remainder of the base off and then cut this in half.



4 - Attach one half underneath to make the tummy.




5 - Make a 'Y' shaped cut up the back to make the tail and squeeze together . . .



and then roll tape around the back legs to finish them off.

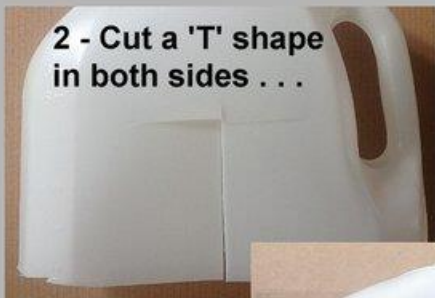
7 - Make ears and tusks . . .

and attach.



8 - You could even use the last piece from photo '3' to make a blanket to go on the top.


2 - Cut a 'T' shape in both sides . . .



and then roll these inwards to create the shape of the four legs.



6 - Cut a Y at the front and do the same.




This has been an "art jumpstart" by Darrell Wakelam

Milk Carton Elephant



BOOK SCAVENGER HUNT

- Find an animal in a book. primary playground
- Find the word spring in a book.
- Find someone helping someone in a book.
- Find a picture of a sun in a book.
- Find a book that makes you laugh.
- Find a bug in a book.
- Find someone sleeping in a book.
- Find a character eating in a book.
- Find a pet in a book.
- Find a cat in a book.
- Find a superhero in a book.
- Find a bike in a book.



#Community #together #BeStill #CreatingRainbows



AND all of the other magnificent key workers in school
...and beyond in hospitals, care homes, shops,
emergency and other services.