

Home Learning for Year 1 Isolation Work
Autumn Term

Topic Related –

Find information about an animal from around the world. Draw a picture and find out 2 or 3 facts about the animal.

PSHE –

What makes a good friend?

What makes you happy in school and at home?

RE –

Share the story of 'Creation' from Genesis and discuss with your family.

Could you create a picture together to represent the story?

Link to Wednesday Word on class page.

Maths –

Practise counting 0 – 20 forwards and backwards.

Practise correct number formation.

Order numbers to 20 and beyond.

Practise counting a given number of objects.

Find one more or one less than a number.

See link to BBC Bitesize on class page.

English –

Practise correct formation of lower-case letters.

Re-cap and become secure with all phase 2 sounds. See link for Letters and Sounds on class page.

Practise phase 3 sounds.


Read and write phase 2 and phase 3 ‘tricky words’.

Practise writing simple sentences using a capital letter at the beginning of the sentence and a full stop at the end.


Please read with your child every day.

It is possible access extra eBooks to share on the Oxford Owl website.

Describe what you look like. Look in the mirror and write as many sentences about yourself as you can.



Handwriting practice lines consisting of multiple horizontal lines spaced evenly down the page.



Make up your own character for a story. Think about what he/she is called and what he/she likes and dislikes.

Name _____







Look around you. In the boxes, describe what you can see, hear and smell.



Five horizontal lines for writing.



Five horizontal lines for writing.




Five horizontal lines for writing.

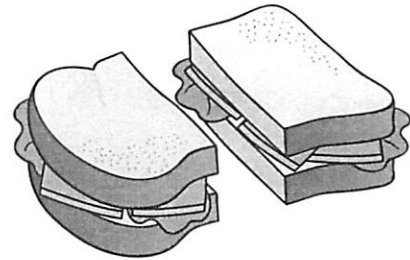
Sandwich making

You will need:

- bread
- butter
- salad
- cheese



- 1 Get two slices of bread.
- 2 Butter each slice of bread on one side.
- 3 Put the salad and the cheese on one slice.
- 4 Place the other slice of bread on top.
- 5 Cut the sandwich in half.
- 6 Enjoy eating your sandwich!



Copy the right answer.

1 How many slices of bread do you need? _____.

one two three

2 What do you put in the sandwich? _____.

cheese salad salad and cheese

3 When do you eat the sandwich? Tick (✓) the right answer.

When the bread has butter on it.



When the cheese is added.

After the sandwich is cut in half.

Mary's lamb

Mary had a little lamb,
Its fleece was white as snow,
And everywhere that Mary went
The lamb was sure to go;
He followed her to school one day –
That was against the rule,
It made the children laugh and play
To see the lamb at school.

Sarah Josepha Hale



Copy the right answer from the box.

school

Mary

snow

1 Who did the lamb follow?

2 What was the lamb's fleece as white as?


3 Where did the lamb go?

Answer **yes** or **no**.

4 Was the lamb allowed at school?

The Three Billy Goats Gruff

The three Billy Goats Gruff had eaten all the leaves.
They were getting very hungry.



Use a word from the box to finish each sentence.

troll

hungry

leaves

bridge

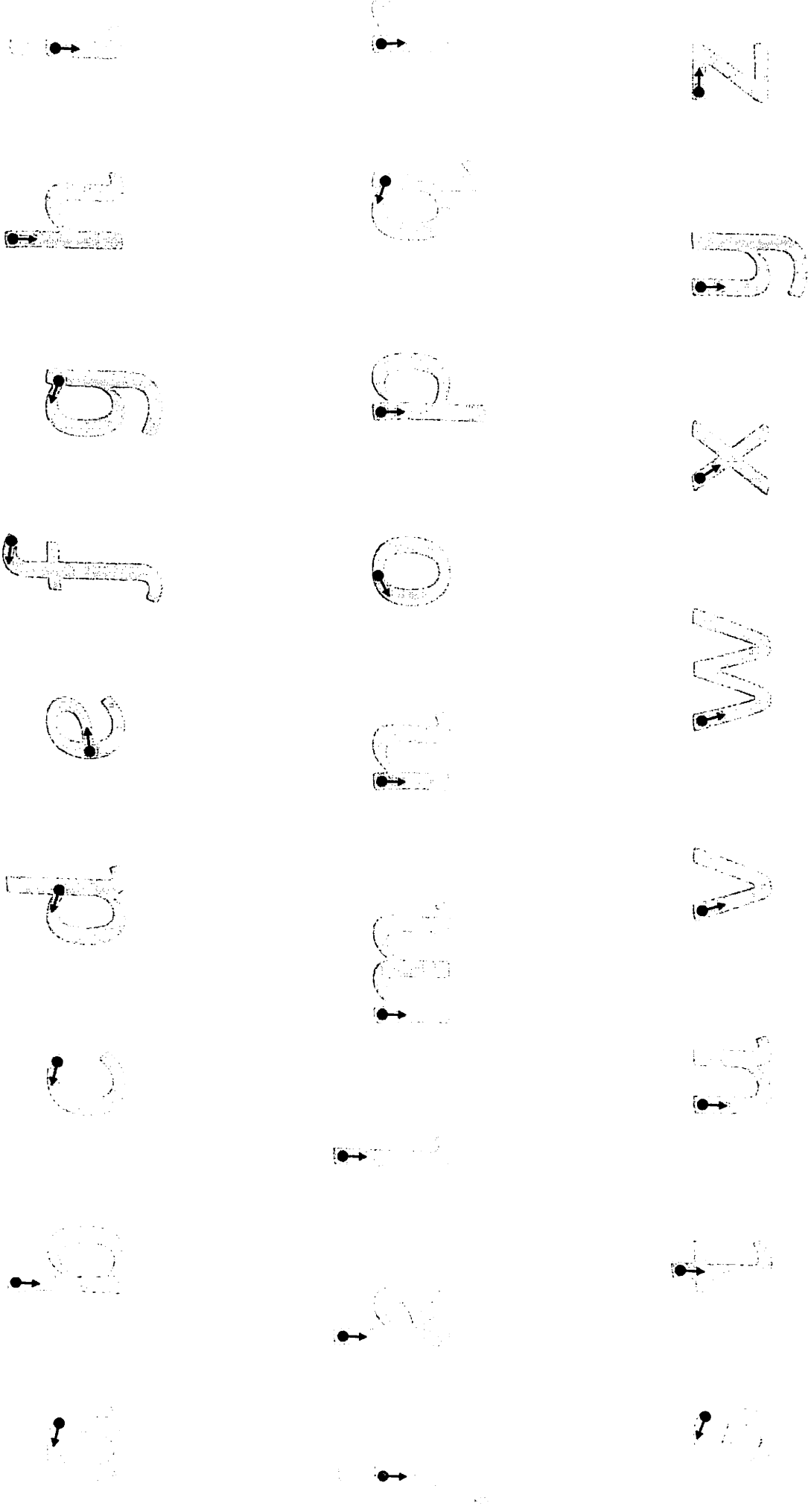
- 1 The three Billy Goats Gruff were _____.
- 2 They had eaten all the _____ in their field.
- 3 Little Billy Goat Gruff wanted to cross the _____.
- 4 A _____ lived under the bridge.

Write **yes** or **no** to answer the questions.

- 5 Were there two Billy Goats Gruff? _____
- 6 Is Little Billy Goat Gruff the only hungry one? _____
- 7 Does Little Billy Goat Gruff try to cross the bridge first? _____
- 8 Is the troll young? _____

- 9 How do you think the troll felt when Little Billy Goat Gruff went on the bridge?

Letter Formation Practice Sheet





Look and say

he

she

we

me



Look, say and write



Cover and write



Look and say

be

was

you

they



Look, say and write



Cover and write



Look and say

all

are

my

her



Look, say and write



Cover and write

Number Formation Activity

Can you trace the numbers?

0 0 0 0 0 0 0 0 0 0

1 1 1 1 1 1 1 1 1 1

2 2 2 2 2 2 2 2 2 2

3 3 3 3 3 3 3 3 3 3

4 4 4 4 4 4 4 4 4 4

5 5 5 5 5 5 5 5 5 5

6 6 6 6 6 6 6 6 6 6

7 7 7 7 7 7 7 7 7 7

8 8 8 8 8 8 8 8 8 8

9 9 9 9 9 9 9 9 9 9

Ordering to 20 Cut and Stick Activity Sheet

1		3	4			7				10
---	--	---	---	--	--	---	--	--	--	----

11			14		16		18	19		
----	--	--	----	--	----	--	----	----	--	--



visit [twinkl.com](https://www.twinkl.com)







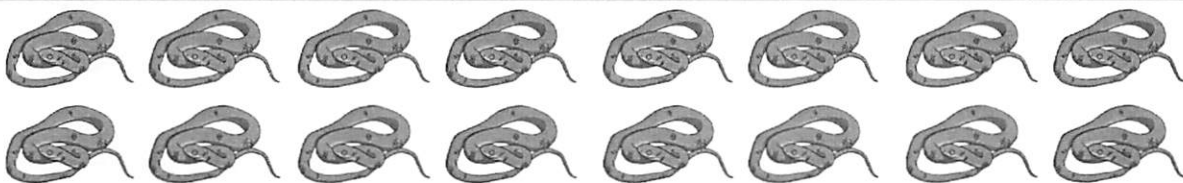






Cut out the numbers below. Stick them in the correct order above.

8	20	15	12	9	2	17	13	6	5
---	----	----	----	---	---	----	----	---	---



Pets

Count the pictures and write down the answers in the circles.

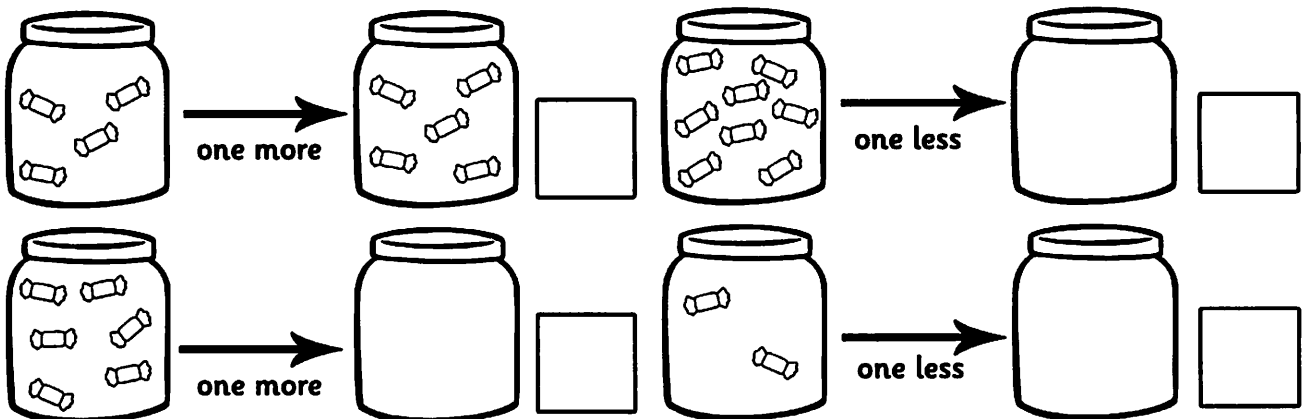


One More or One Less?

Write one more and one less than the numbers shown in the boxes.






Draw one more or one less and write the number in the box.





1 Less 1 More

Can you find 1 less and 1 more than the number shown?



What is a Good Friend?

Draw what a good friend does for you.



Things that make me happy at home...

Things that make me happy in school...

What is this?

What is it for?

Draw the items on the Altar during mass

Altar cloth

Candles


Crucifix

Chalice

Roman Missal

Do you know any others?

Design a Chalice that shows a miracle that Jesus performed




Who is this?

John 8:12

¹² Jesus spoke to the Pharisees again. "I am the light of the world," he said. "Whoever follows me will have the light of life and will never walk in darkness."

The light of life means a person is loved by God.

Who are the people you love?



How does a Catholic show they love Jesus?

- 1.
- 2.
- 3.

Design your own Light of the World symbol

Other symbols:

