



Pupil Post

24th January 2021

The Promise of the Rainbow



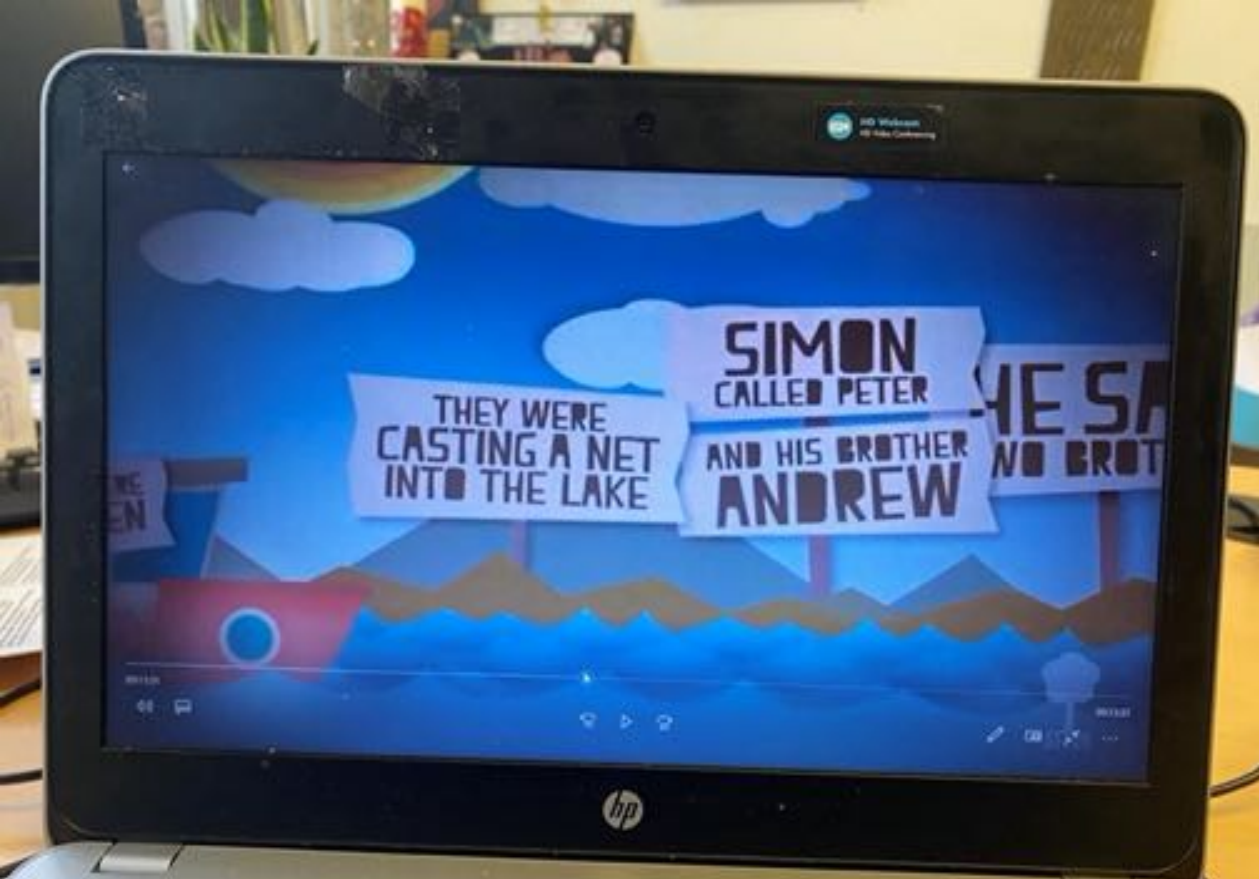
Yr. 2 are creating optical art in the style of Bridget Riley.
We have looked at her art and it has made our eyes see things move!



Reading a new Traditional tale today - The Frog Prince.
By sequencing the story and retelling it as a group, we are getting better at speaking in full sentences and story telling!

Reflecting
upon the
harm of
gossip and
jumping to
conclusions
in Y4





WednesdayWord virtual assembly this morning
... watch the 'Fisher of Men' animation here:
<https://youtube.com/watch?v=w-c31M7nECI>

The assembly had a special message at the end for those at home.



Exploring capacity in Reception.
Can you guess which holds more?



THERE
"The matter with human beans...
is that they is absolutely refusing to
believe in anything unless they is
actually seeing it right in front of their
own schnozzles" said The BFG.

"It is reading it hundreds of times, and I
is still reading it and teaching new
words to myself and how to write them.
It is the most serendipitous story!" The BFG said.
Sophie took the book out of his hand
"Wichita Nickleby", who read aloud.
"By Dehis Chickens," The BFG said.




Book in a Box DT project



Some fun was had in PE this morning in year 3 Hildegard.
We were super resilient and got better and better

Year 5 have been creative with their odd socks - love these





Exploring weight in Reception

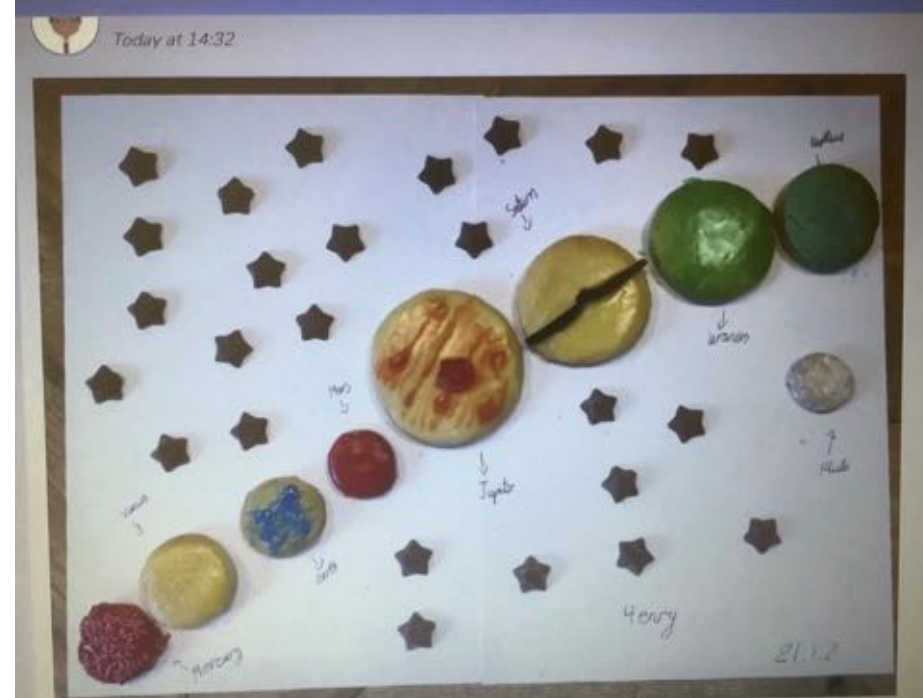


The Nursery children have been practising rolling and counting the number of spots and matching the amount.



Year Six Shakespeare are learning about the Stevenage Coat of Arms and the meaning behind the symbols used.





Today at 14:32

Daily FUN Challenge!

BISCUIT SOLAR SYSTEM

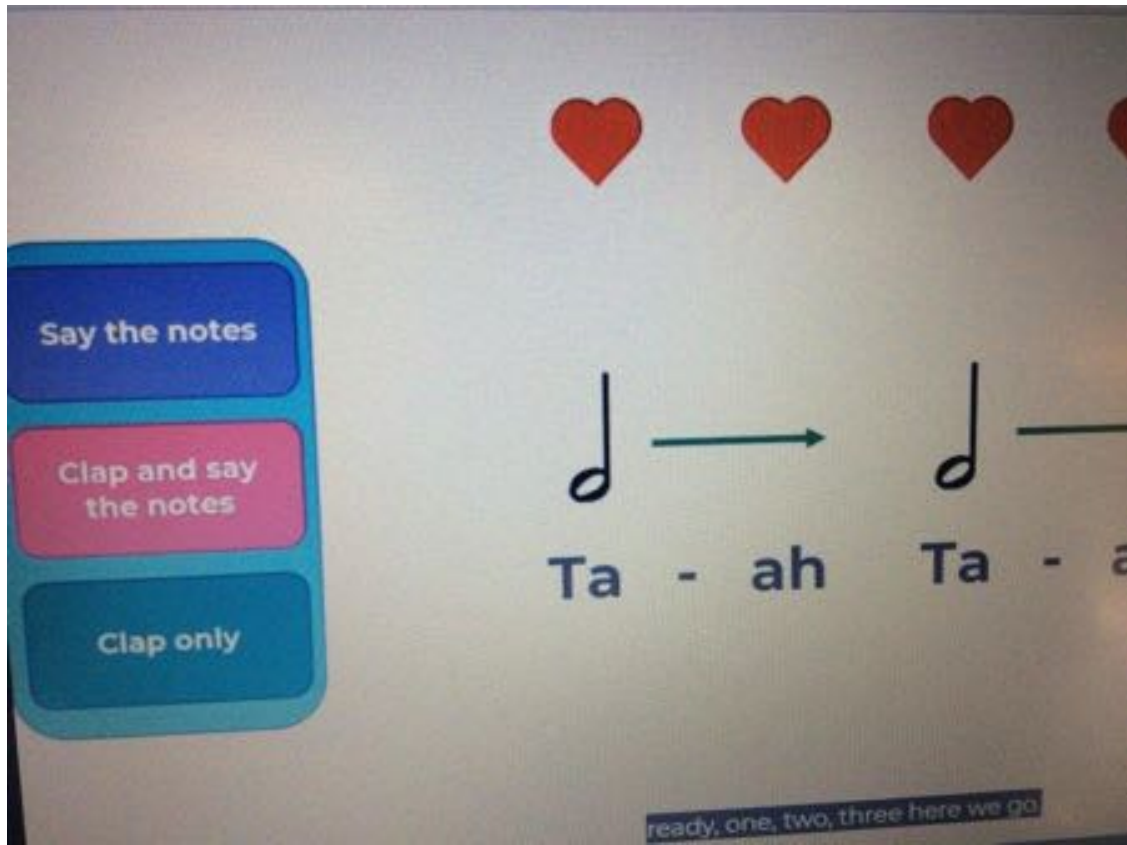
- 175g plain flour
- 100g butter or margarine
- 50g caster sugar
- Four different sized biscuit cutters
- Items to decorate - colouring icing, hundreds & thousands and liquorice.

- Pre-heat the oven to 150°C/300°F Gas 2
- Cream the butter or margarine and caster sugar together until they are light and fluffy.
- Stir in the flour and, once mixed, knead the dough together until it forms a ball. Add a sprinkle of flour if the dough is sticky.
- Roll out the dough on a lightly floured surface until it is about 5mm thick.
- Use the smallest biscuit cutter to cut two biscuits from the dough (Mercury and Mars).
- Use the next-size-up biscuit cutter to make two biscuits (Venus and Earth).
- Use the next larger biscuit cutter to make another two biscuits (Neptune and Uranus).
- Use the largest biscuit cutter to cut the last two biscuits (Saturn and Jupiter).
- Make a tiny dwarf planet - Pluto
- Place the biscuits on a baking tray and bake in the centre of the oven for 25 minutes or until golden brown.

- Let the biscuits cool before decorating.
- Keep track of the planets as you cut them out so you can decorate them correctly after they are cooled.

Year 5 daily fun challenge - they look delicious! Difficult to decide which one to eat first!





The sun is shining, so we are enjoying ourselves with music after exploring fractions.

L.A. To write a recount of the wedding

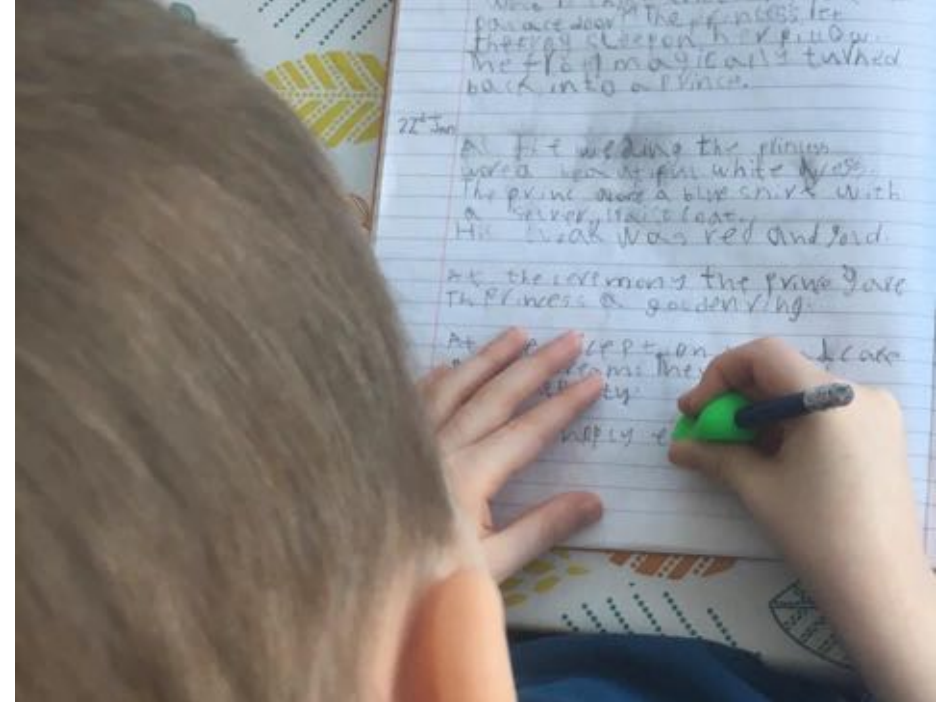


wedding was such
very nice and we
had very nice
a old age
made a life

The Frog Prince Word Mat

At home and at school, Year 1 children have really enjoyed imagining that they were a guest at the wedding of the Prince and Princess in our first attempt at writing a recount using lots of imaginative language.

22nd Jan
At the wedding the princess
wore a beautiful white dress.
The prince wore a blue shirt with
a silver waist coat.
His cloak was red and gold.
At the ceremony the prince gave
the princess a golden ring.
At the reception we had cake
and ice cream then we had
a dance party.
They will happily ever after.





In year we 5 made our own moon and demonstrated the phases of the moon.





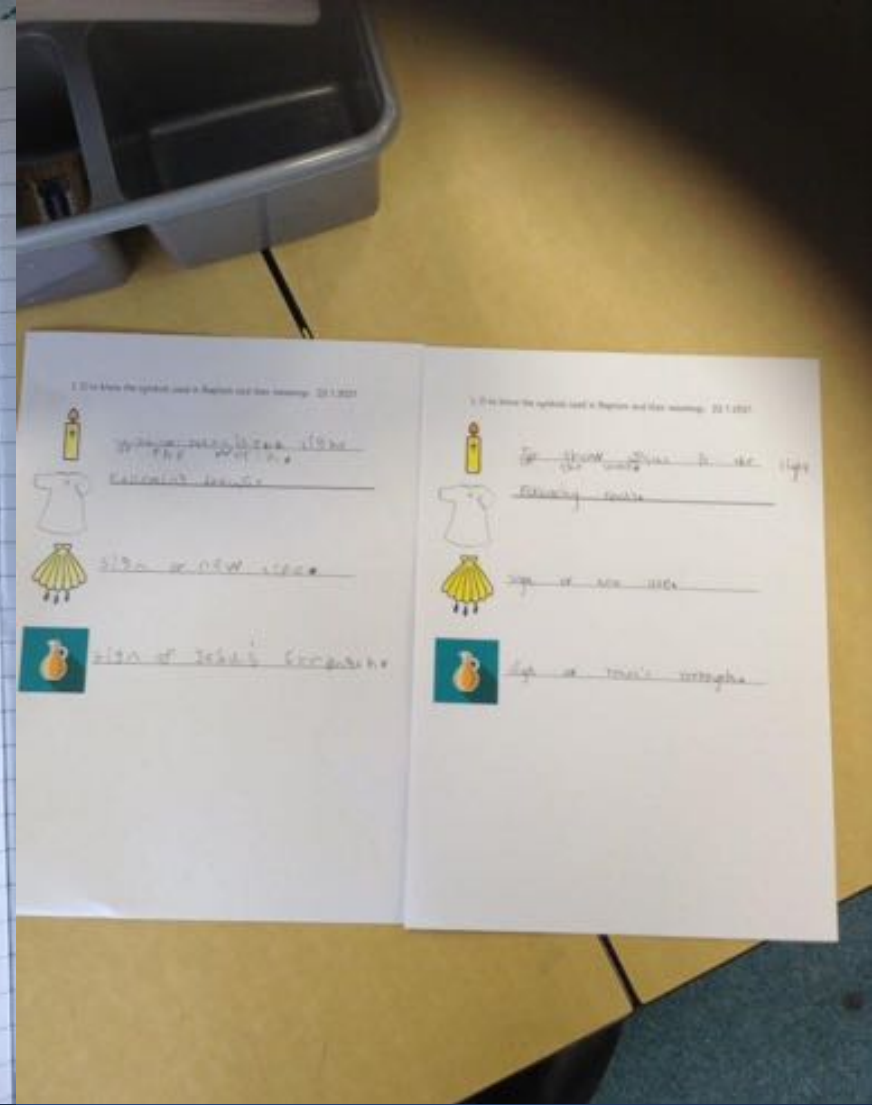
The symbols used in Baptism and their meanings. 22nd 2021

To show that Jesus is the light of the world.

Following Jesus.

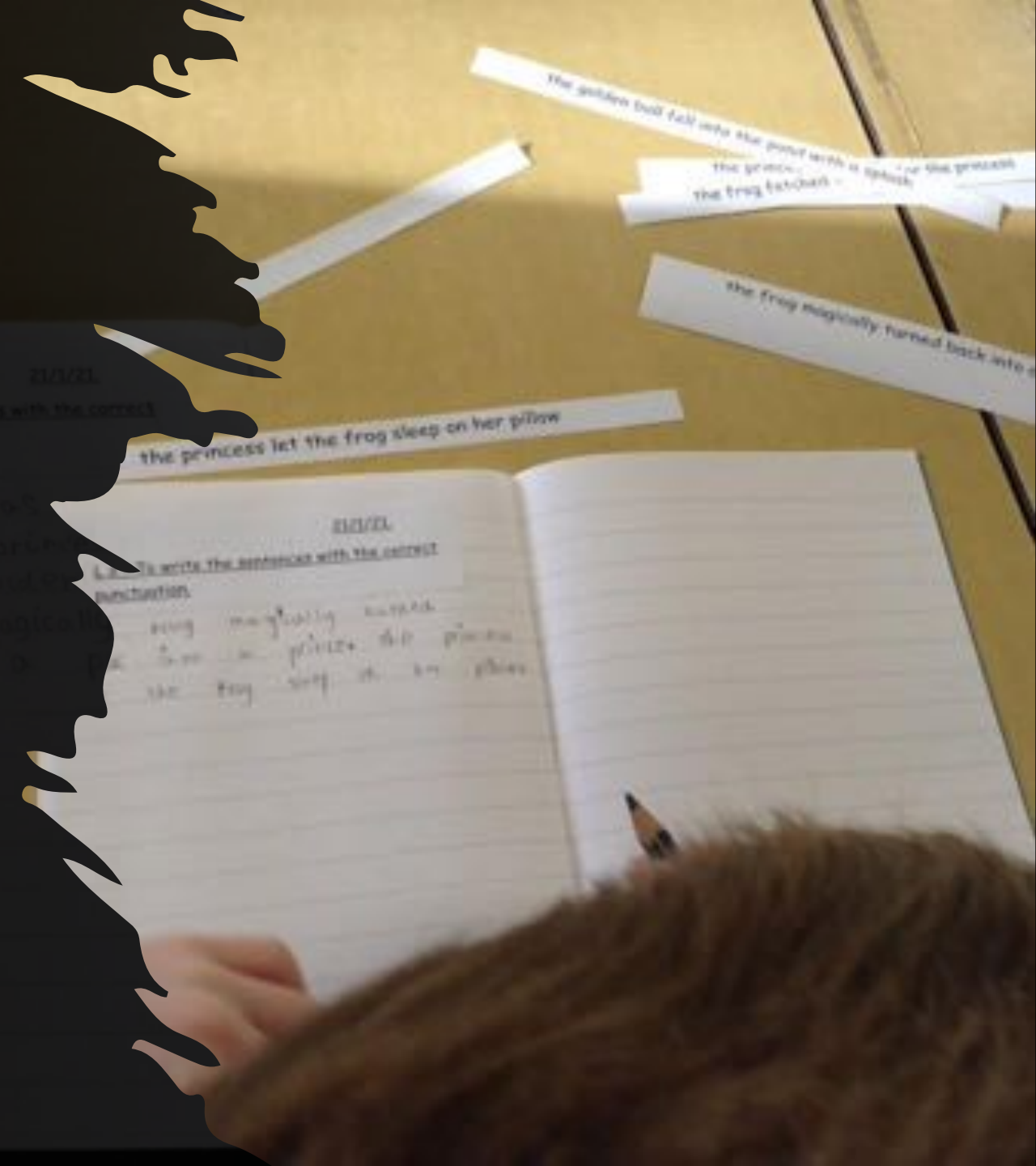
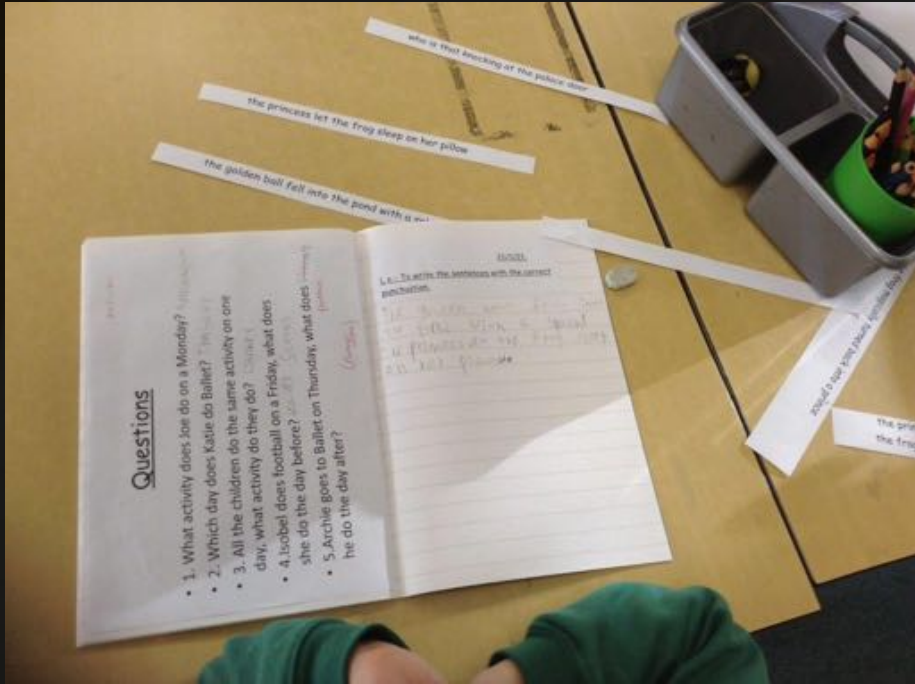
Sign of new life.

Sign of Jesus' strength.



Exploring the significance of the candle, water, oil and white gown in the Baptism ceremony at home and in school.

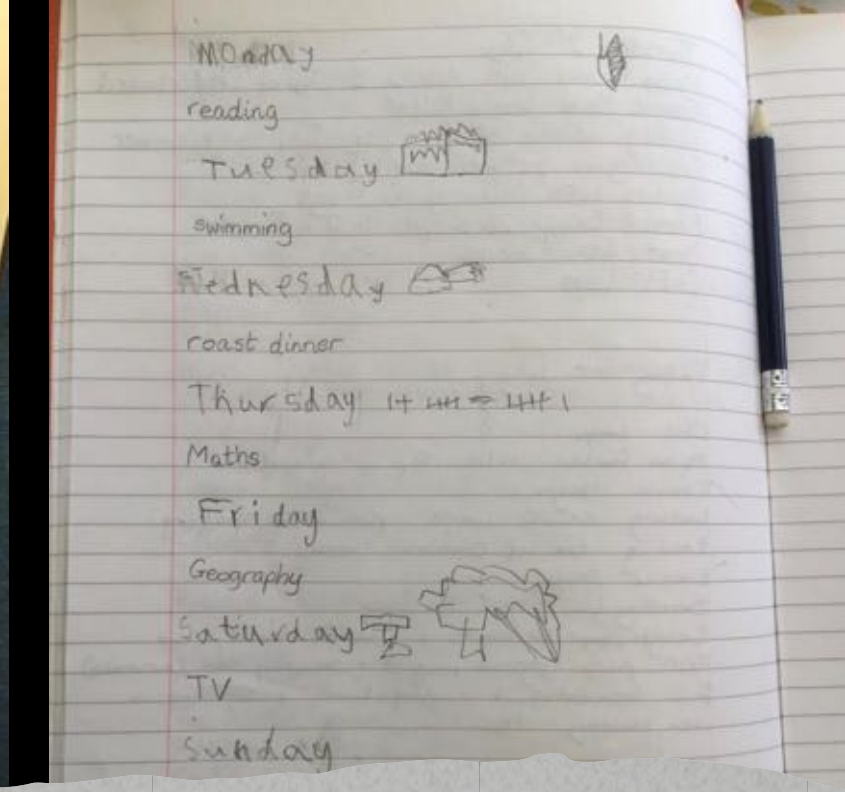
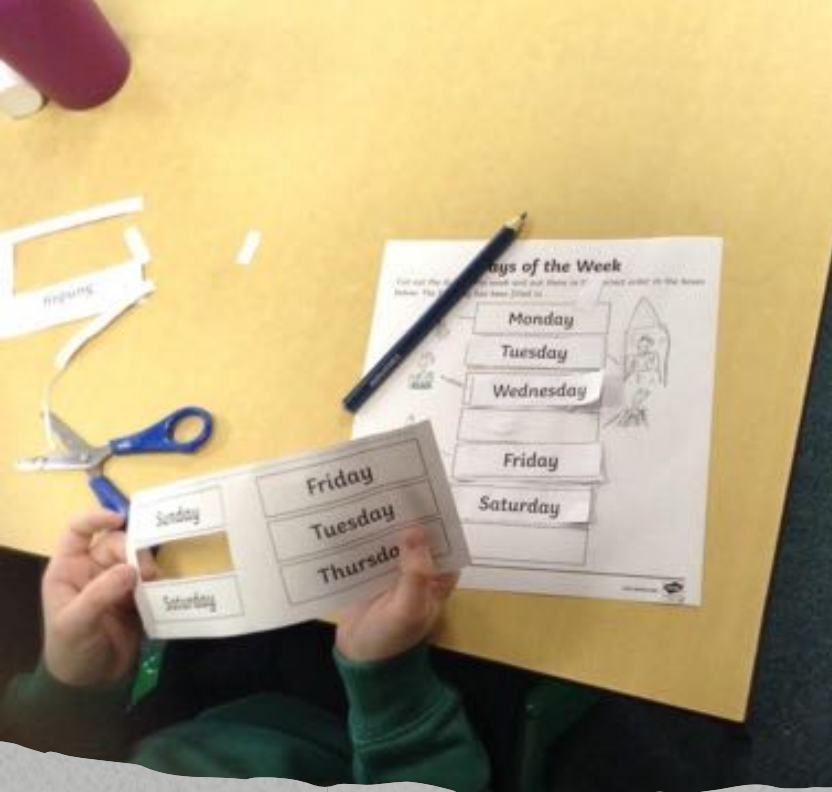
Grammar detectives got busy writing these sentences out correctly because somebody got a bit muddled and forgot her capital letters and full stops!



Be active

Keeping moving
in Reception
and creating
aim and
accuracy games
in Y5





Learning and thinking about the order of days of the week and things that we do on each day whether we are at home or school.



The children in Nursery are making and testing their boats in water.
"It float!"

"I got some rubber bands and I put it together and then I just put it on the water. My boat float around and around!"

Weekend FUN Challenge!

MAKE A GAME

You have 1 week to use recycling materials to make a game
Here are some ideas:



Post a photo of your completed game on the ideas and games blog



Weekend
challenge

An idea to say “Thank You”



One pupil has shared the link to this initiative with PDFs to images you can download and colour:

https://www.royalmail.com/thumbsup?iid=HP_M4_THUMBSUP&fbclid=IwAR3PiPluXUhx4SIKXDnSkxyS9DPlzIcBhAO8TNsHRw5yug5IdjCBD2Y-dX0

Look who has crocheted a yellow hat and printed paper folding crafts.





What a lot of Rainbows' badges!

On her Zoom Rainbows session this Y2 pupil created a Kindness Spinner. She had to add the names of family and friends she loves and wanted to do nice things and acts of kindness for (she added her Teachers on the spinner!). She has been helping Mum and Dad in the house and garage and sending messages and little tokens to her Granny and to her friends to cheer them up during this lockdown.





The roof is now on!
Starting to take shape.



2 new trolleys arrived this week ... looking forward to the arrival of some Chrome books next week (thanks to fundraising of PSA), marking the start of our new digital strategy



A huge thank
you to
everyone
directing and
supporting
learning at
home and in
school

30 Day Life Skills Challenge

© The Mum Educates

<p>Learn how to load and unload the washing machine.</p> <p>Day 1</p> 	<p>Make your bed.</p> <p>Day 2</p> 	<p>Learn to wrap a gift.</p> <p>Day 3</p> 	<p>Cook a new meal from whatever you have in the fridge.</p> <p>Day 4</p> 	<p>Make your own breakfast.</p> <p>Day 5</p> 
<p>Learn to tie your shoelaces.</p> <p>Day 6</p> 	<p>Learn to stitch a button.</p> <p>Day 7</p> 	<p>Learn to tell the time in both digital and analogue clock.</p> <p>Day 8</p> 	<p>Set a dinner table for your family.</p> <p>Day 9</p> 	<p>Sort the recyclable bins.</p> <p>Day 10</p> 
<p>Make a cucumber or cheese sandwich.</p> <p>Day 11</p> 	<p>Wash a dish or pot.</p> <p>Day 12</p> 	<p>Learn to use a knife and fork.</p> <p>Day 13</p> 	<p>Read a book and act out a scene from it.</p> <p>Day 14</p> 	<p>Girls: Learn to plait hair. Boys: Do a cool hairstyle.</p> <p>Day 15</p> 
<p>Clean your bedroom.</p> <p>Day 16</p> 	<p>Know your full name, phone number and complete home address.</p> <p>Day 17</p> 	<p>Learn how to use a vacuum cleaner.</p> <p>Day 18</p> 	<p>Plant a herb and take care until it grows.</p> <p>Day 19</p> 	<p>Hang the clothes out to dry.</p> <p>Day 20</p> 
<p>Dress yourself.</p> <p>Day 21</p> 	<p>Hang clothes on a hanger.</p> <p>Day 22</p> 	<p>Learn to fold clothes.</p> <p>Day 23</p> 	<p>Mop one room in your house.</p> <p>Day 24</p> 	<p>Clean your kitchen shelves.</p> <p>Day 25</p> 
<p>Peel vegetables safely.</p> <p>Day 26</p> 	<p>Know who to call in an emergency.</p> <p>Day 27</p> 	<p>Iron a pillowcase and put it on the pillow.</p> <p>Day 28</p> 	<p>Know when to use 999 and when to use 111 emergency services.</p> <p>Day 29</p> 	<p>Tidy your toys.</p> <p>Day 30</p> 

We can't go out, apart from our daily exercise; have a go at a challenge a day!



Dear Lord Jesus,
thank you for our school
and parish communities.
Please help me say
'Yes' to you,
and enrich the
communities to which I
belong.
Amen.

*"Dear Brothers and Sisters,
Be an active presence in the
community"*

Pope Francis

THE GOSPEL IN CHURCH

Sunday 24th January 2021



After John had been arrested, Jesus went into Galilee. There he proclaimed the Good News from God. "The time has come," he said, "and the kingdom of God is close at hand. Repent, and believe the Good News." As he was walking along by the Sea of Galilee he saw Simon and his brother Andrew casting a net in the lake - for they were fishermen. And Jesus said to them, "Follow me and I will make you into fishers of men." And at once they left their nets and followed him. Going on a little further, he saw James son of Zebedee and his brother John; they too were in their boat, mending their nets. He called them at once and, leaving their father Zebedee in the boat with the men he employed, they went after him.

Adapted from Mark 1:14-20
The 3rd Sunday of Ordinary Time, Year B