

Phonics

In Year One the children continue their Phonics journey that began in the Early Years.

In Reception they will have learnt the Phase 2, 3 and Phase 4 sounds.

In Year One we recap Phase 3 and 4 and then teach Phase 5 these are alternative graphemes, alternative pronunciations, and alternative spellings.





There are many ways that you can support your child with their Phonics acquisition:

- Find plenty of opportunities to hear your child read. Sharing, reading and discussing books is very helpful too.
- Practise the sounds they have been taught regularly at home (e.g. flashcards and sound mat games).
- Play games with phonics and encourage children to write. This could be cards, letters, shopping lists, stories, all writing will support children to apply the phonics that they have been taught.

Phonics Screening Check

It is an assessment that all Year One children will complete. The Phonics Screening Check takes place in June. Children will sit with their teacher in a 1-1 setting. The children will be asked to read/decode 40 words. These words will be made up of phase 2,3,4, and 5 phonemes. The teacher is not allowed to prompt or help children during the check. There is always a mix of real words and non-words. Non words are words that are made up, you may hear children refer to them as fake words or alien words. The children will recognise if the word is not real as there will be an alien picture next to the word. The check assesses whether the children are working at the expected level. Parents are informed of their child's result later in the term. The result will help to inform future teaching as the children move onto Year 2.

Here is an example taken from a past paper.

Section 2	Section 2
brend 	label
throst 	vanish
stret 	blossom
spraw 	thankful

Page 19 of 24 Page 21 of 24

Scan the QR code for more phonic resources and information including correct pronunciations.

