



PUPIL POST

July 12th 2020

***The week we
unexpectedly
had to stay
at home
on
Tuesday!***





A week in the life of Bubble School



Resilience, absorption,
collaboration,
perseverance ... and FUN!





Delicious
DT in Year 5
at home!





BAKE OFF COMPETITION NEXT?



A Nursery pupil
exploring growing
inspired by the
teachers' stories on
YouTube






**COOKING
WITH HER
BIG SISTER.**

**This time last
year you hadn't
started Nursery
but surprised
everyone as you
joined the Year
Sixes on stage
for the finale of
the musical
"WE WILL ROCK
YOU"**



Y3 and 4 have been doing some drawing with
 @RobBiddulph [#DrawWithRob](https://t.co/O805u0O2JC) [http s://t.co/O805u0O2JC](https://t.co/O805u0O2JC) and others
 carried on at home



Keep it up, practise...and NEVER give up!

Such talent! Isaac and Alessia even painted their favourite cartoon characters.





We listened to rock music to hear a repeating beat pattern. We have composed our own repeating pattern with the instruments.



Best Friends in Year 5

<https://t.co/JYRrJXYGn9> via @YouTube






Frog rescue mission after school with two Year 5 boys
and one Year 3 boy.
The frog is hopefully settling in to its new home in the
nature area.



Out and about in the Wye
Valley looking for frogs too.
Such beautiful views.



More locally – at one
with nature ...then
posting a letter to a
best friend





Learning about the beautiful trees, flowers, plants and wildlife at The Swiss Garden at Shuttleworth; Peacocks run freely around the site.

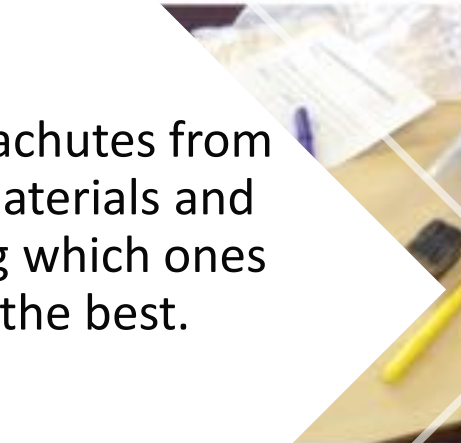

We were mesmerised by their colourful feathers and grace.



**Another busy morning
in the wildlife area**

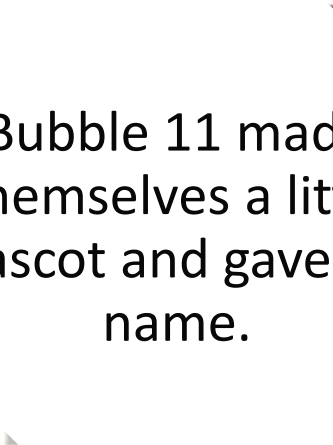



Many thanks Bubble 12



Making parachutes from different materials and then testing which ones worked the best.





Bubble 11 made
themselves a little
mascot and gave it a
name.



INTERNATIONAL TWEETS FROM OUR PARTNER SCHOOL IN NEPAL



Dhurba Thapa is with Jca Hss at St. Vincent de Paul Catholic School.

1 hr · Stevenage · 🌐



🇬🇧 Lock Down Activities. Learning is going on 🇳🇵
International Collaborative Platform for our Dear
Students Thank You 🙏 British Council for this wonderful
Opportunity... Similarly, thanks goes to Michelle Curry 🙏 and
St. Vincent de. Paul Catholic School, 🙏 Stevenage for sharing
these activities with us.... 🌸 🌹 🙏 👨👩👧👦 🌸 🌍 🍉 🍎 🥝 🍷





Exploring Our Environment and Looking for Patterns





Exploring Patterns





Little explorers
keep looking out in
different environments
for repeating patterns

Bringing colour and
movement into
dancing



Twirling and
spinning around



Helping to plant
an olive tree-
new learning and
really helpful
teamwork



We built our den, had our tea and played games around the campfire!



MORE IDEAS FROM POBBLE.com FOR NON- SCREEN ACTIVITIES AT HOME.

Our earth is very special. These activities help us to reflect on how we can make it a better place.

1 Imagine you're a reporter.
Can you write a news report from today? What is the major event you will write about?

2 Interview someone in your family about the world today, what will you ask? Write down their answers.



3 Plant a seed!
Plants can save the earth! Can you plant a tree that will last for years?



4 Clean up your patch of earth.
Go out for a walk in your area, collect litter that has been dropped and put in the bin. Don't forget a pair of gloves and a rubbish bag.

5 Quiz time!
Can you think of ten questions about the earth today? Try them out on someone! How many can they answer correctly?

6 What does the earth look and feel like today?
Can you write a short description? Include what you like and don't like.

7 Hello me!
Write a letter to yourself to open in 20 years time.



8 Investigate!
How are we harming the earth at the moment? How can we change that? Write down what you discover.

9 Write a poem, song or rap to remind people to look after the earth. Perhaps the title could be 'pollution solution'.



10 What would it be like to time travel?
Write a story about it! Which year will you travel to? What does the earth look like then?

11 Wild art!
Collect things from the garden and make a piece of art. A picture or sculpture from twigs or leaves, or something else.

12 Upcycled!
Use items from your recycling to make something new. A model, a piece of art or something else.



13 Write a diary entry of a memorable day from this year. Make sure you include how it made you feel.



14 Should we celebrate Earth Day every year?
Or should every day be Earth Day? Debate and discuss with someone you know.

15 Ask a friend or family member to write a letter to you. Keep it safe and re-read it in years to come.



16 Draw, paint or make a model of what you think the earth will look like in 20 years time.



17 Take charge!
Can you be in charge of recycling in your house?



18 Favourite things.
What are they at the moment? Write a list. How much do you think they will change over time?

19 Draw a self-portrait.
What do you look like now?



20 Be thankful.
Write a list or draw a picture of all the things you're thankful for on Earth right now.



21 Start a scrapbook.
Collect things from this year to include in it. Photos, newspaper clippings, tickets. What else could you include?



22 Going for goals. Write a list of your goals for the future. What do you hope to achieve?



23 Eco-warrior!
Create a list of the rooms in your house and monitor how often the lights are used. Can you save electricity in any of them?

24 Design and make a poster of all the ways we can look after the earth.



25 Make a time capsule.
You could include all of the things you produce from these activities. What else? Hide it away and don't open it for years to come.